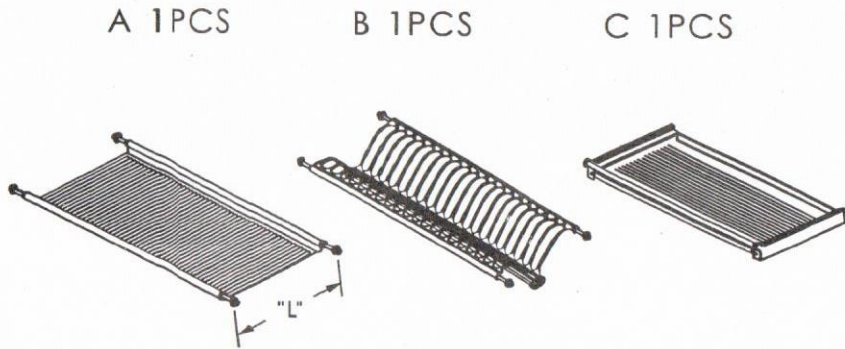


Fixing Instruction for Plate & Dish Holder

1. Accessories:

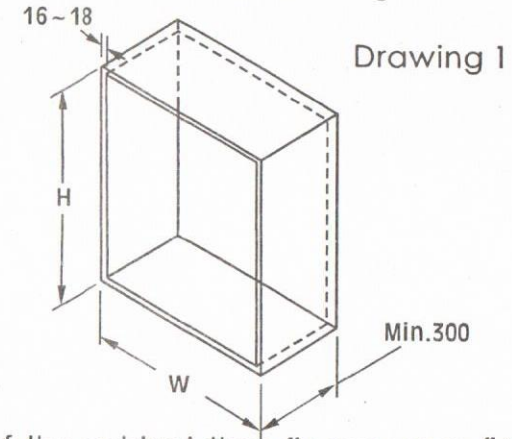


2. Specification & Cabinet Width:

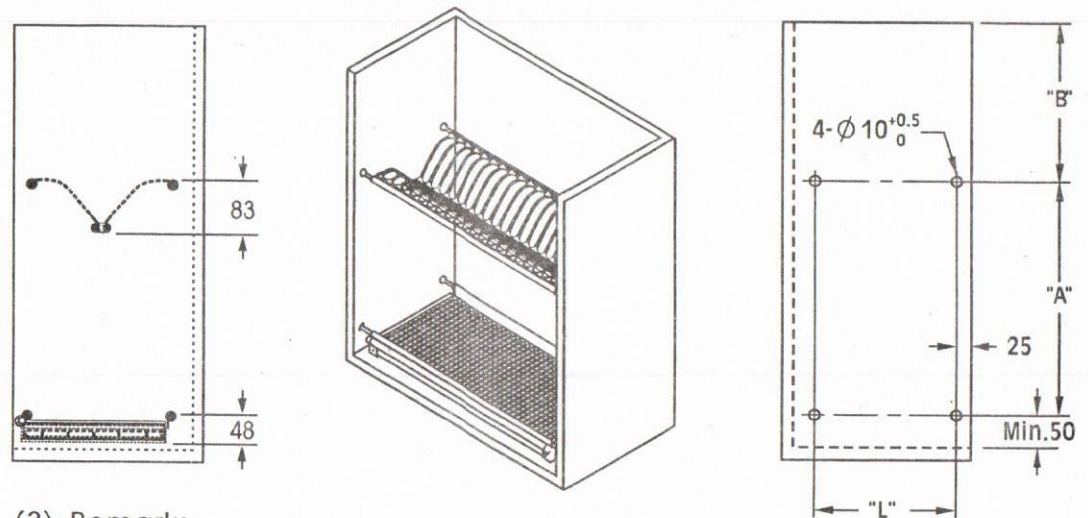
Specification	Cabinet Width
DxWxH (mm)	W (mm)
280x565x65	600
280x665x65	700
280x765x65	800
280x865x65	900
280x965x65	1000
280x465x65	500
280x365x65	400
280x415x65	450
280x515x65	550
280x615x65	650
280x715x65	750
280x815x65	850
280x915x65	950

3. Fixing Step:

- (1) Choose a suitable cabinet according to the specification of particular products (please refer to drawing 1):



- (2) Drill the side-board of the cabinet then fix accessory "A" & "B" one by one as the following drawings.



(3) Remarks:

- Size "A" & Size "B" are based on high of cabinet. The following sizes are for your reference:
A=275mm, B=300mm (Both sizes for reference only)
- Depth of 4- $\phi 10$ hold is 7~9mm, please be careful that the side-board of cabinet can not to be drilled through.